



ಬೃಹತ್ ಬೆಂಗಳೂರು ಮಹಾನಗರ ಪಾಲಿಕೆ  
Bruhat Bengaluru Mahanagara Palike



# BBMP COVID-19 WAR ROOM 19.04.2023

BBMP / COVID-19 WAR ROOM / BULLETIN – 1122/ 19.04.2023 / #BBMPfightsCOVID19



# OVERVIEW OF COVID-19 IN BENGALURU

## CASE TRENDS ACTIVE CASES **1,255**

### Confirmed Cases

**161**

18,83,472<sup>#</sup>

### Recovered Cases

**272**

18,65,221<sup>#</sup>

### Death Cases

**0**

16,996<sup>#</sup>



## HOSPITALIZATION

**40**

### ICU – V

-

### ICU

**8**

### HDU

**1**

### General

**31**

INCLUDES GOVT. QUOTA AND PRIVATE WALK-IN HOSPITALIZATION



## VACCINATION

**25**

2,07,00,038<sup>#</sup>

### First Dose

**5**

96,89,698<sup>#</sup>

### Second Dose

**4**

95,11,468<sup>#</sup>

### Precaution Dose

**16**

14,98,872<sup>#</sup>



## TRIAGING

### MTU

**5**

### Tele Triage

**153**



## ACTIVE CZs

**0**

### MCZs (< 5 cases)

**0**

### Clusters (> 5 cases)

**0**



## TESTING

**5,062**

3,22,81,705<sup>#</sup>

### RAT

**2,238**

### RTPCR

**2,824**

Positivity : 5.49%

\*FOR LAST 7 DAYS

# : indicates cumulative numbers till date



# ABSTRACT OF COVID-19 SCENARIO IN BENGALURU

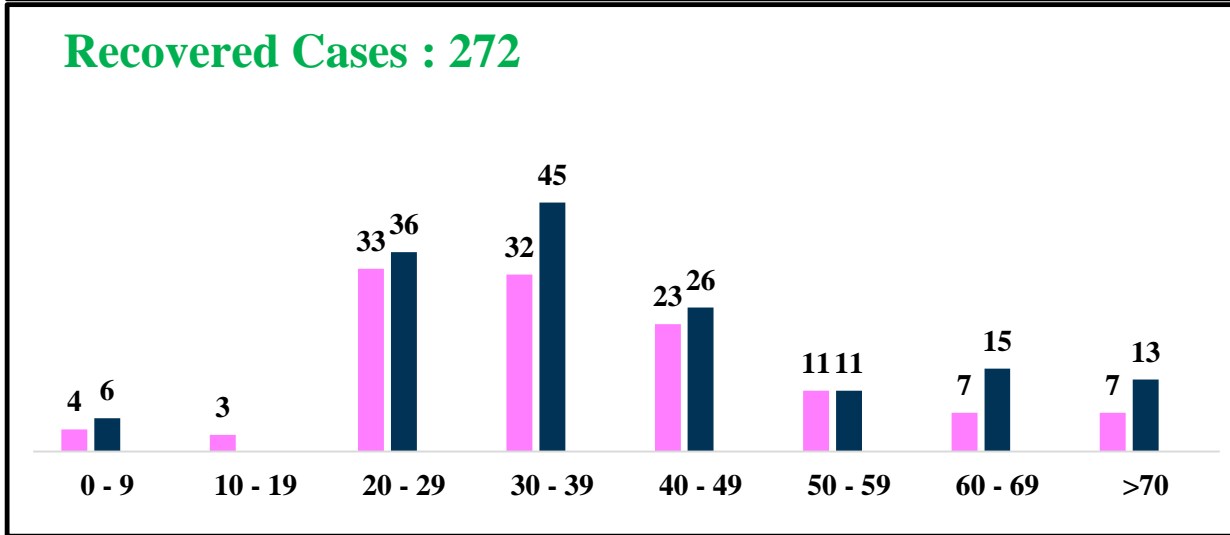
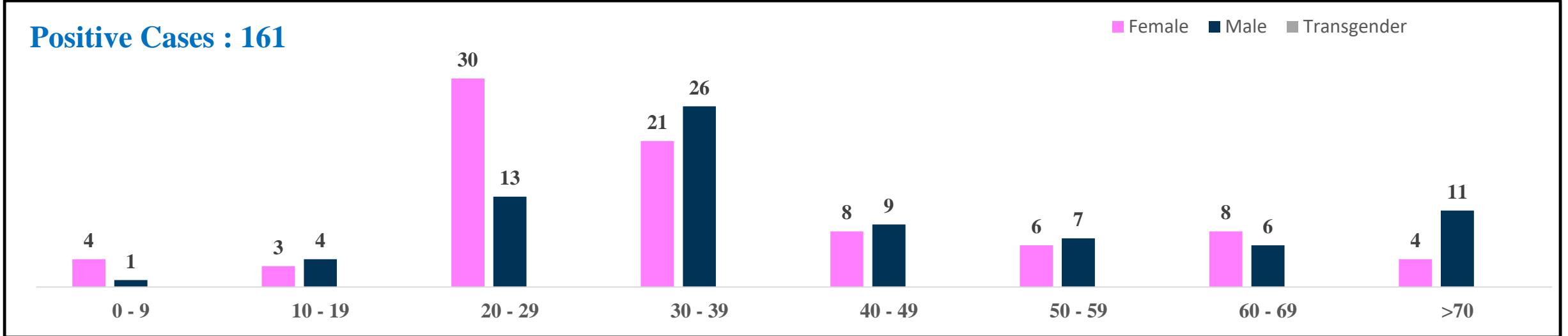


	MALE			FEMALE			TRANSGENDER			TOTAL		
	Last 24 Hours	Last 7 Days	Cumulative	Last 24 Hours	Last 7 Days	Cumulative	Last 24 Hours	Last 7 Days	Cumulative	Last 24 Hours	Last 7 Days	Cumulative
<b>Positive Cases</b>	77	834	11,10,280	84	774	7,72,996	0	0	196	<b>161</b>	<b>1,608</b>	<b>18,83,472</b>
<b>Recovered Cases</b>	152	648	10,97,308	120	555	7,66,783	0	0	187	<b>272</b>	<b>1,203</b>	<b>18,65,221</b>
<b>Death Cases</b>	0	0	10,765	0	0	6,227	0	0	4	<b>0</b>	<b>0</b>	<b>16,996</b>
<b>Total Tests Done</b>	<b>In Last 24 hrs. : 5,062</b>			<b>In last 7 days : 29,314</b>			<b>Cumulative : 3,22,81,705</b>					
<b>Vaccine Doses Administered</b>	<b>In Last 24 hrs. : 25</b>			<b>In last 7 days : 543</b>			<b>Cumulative : 2,07,00,038</b>					
<b>ACTIVE CASES</b>									<b>1,255</b>			

\*Covid deaths occurred today : 00 | Covid deaths occurred beyond last 24hrs., reported today : 00



# LAST 24 HOURS AGE GROUP AND GENDER WISE DISTRIBUTION

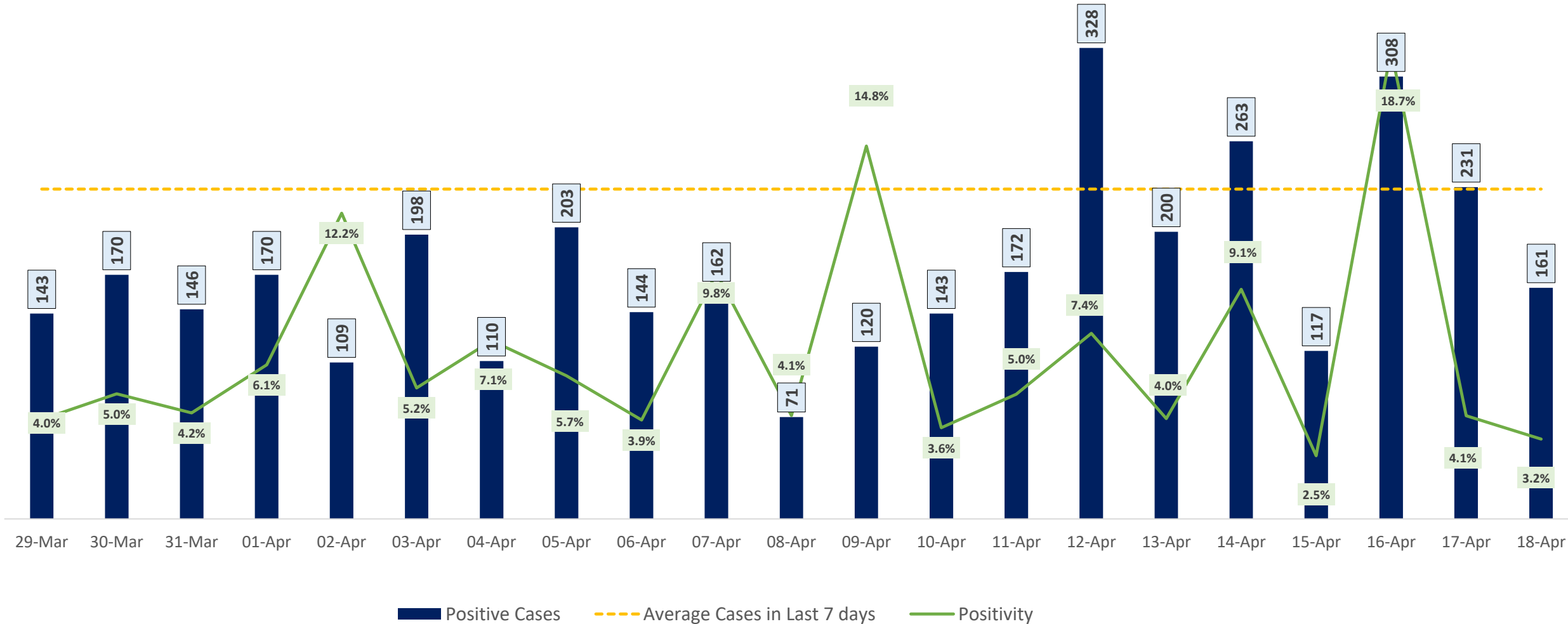




# POSITIVITY RATE OF BENGALURU – LAST 21 DAYS



Average Cases in Last 7 days : 230

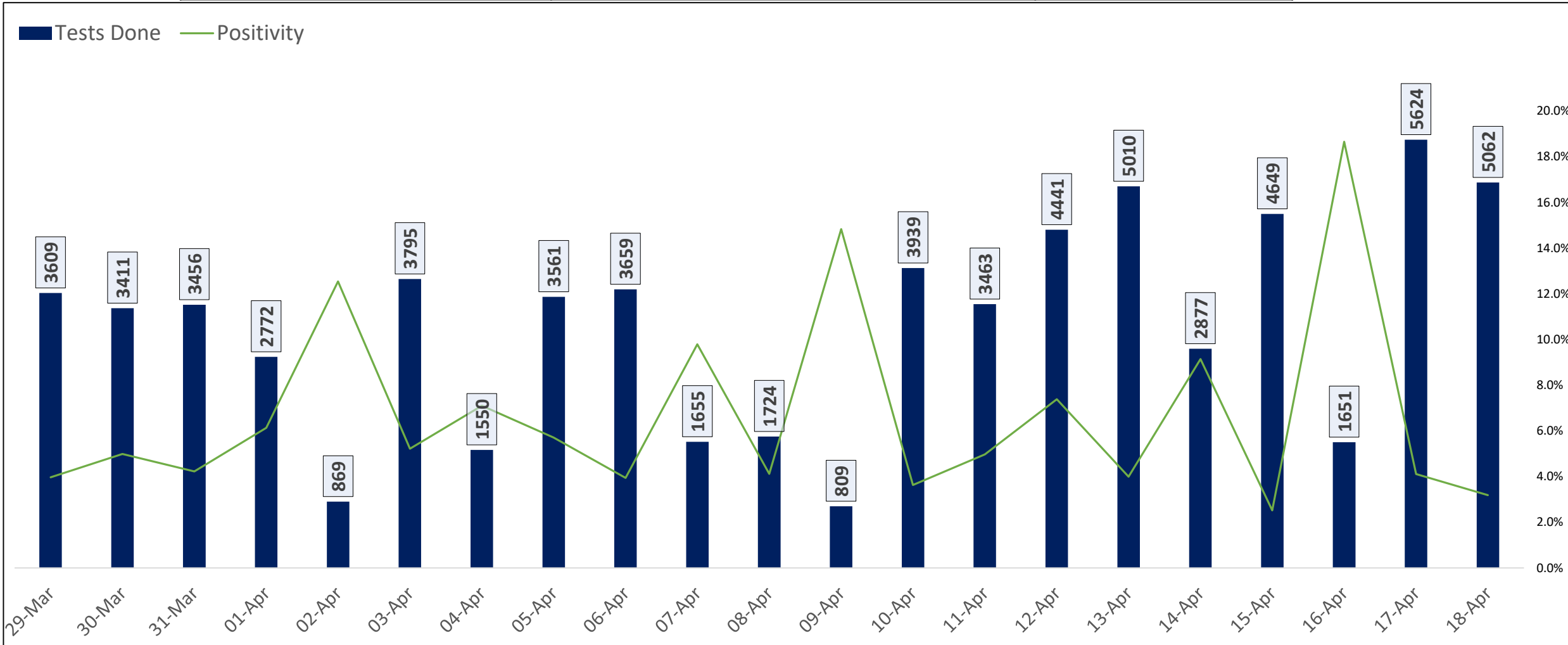




# TESTING TRENDS IN BENGALURU

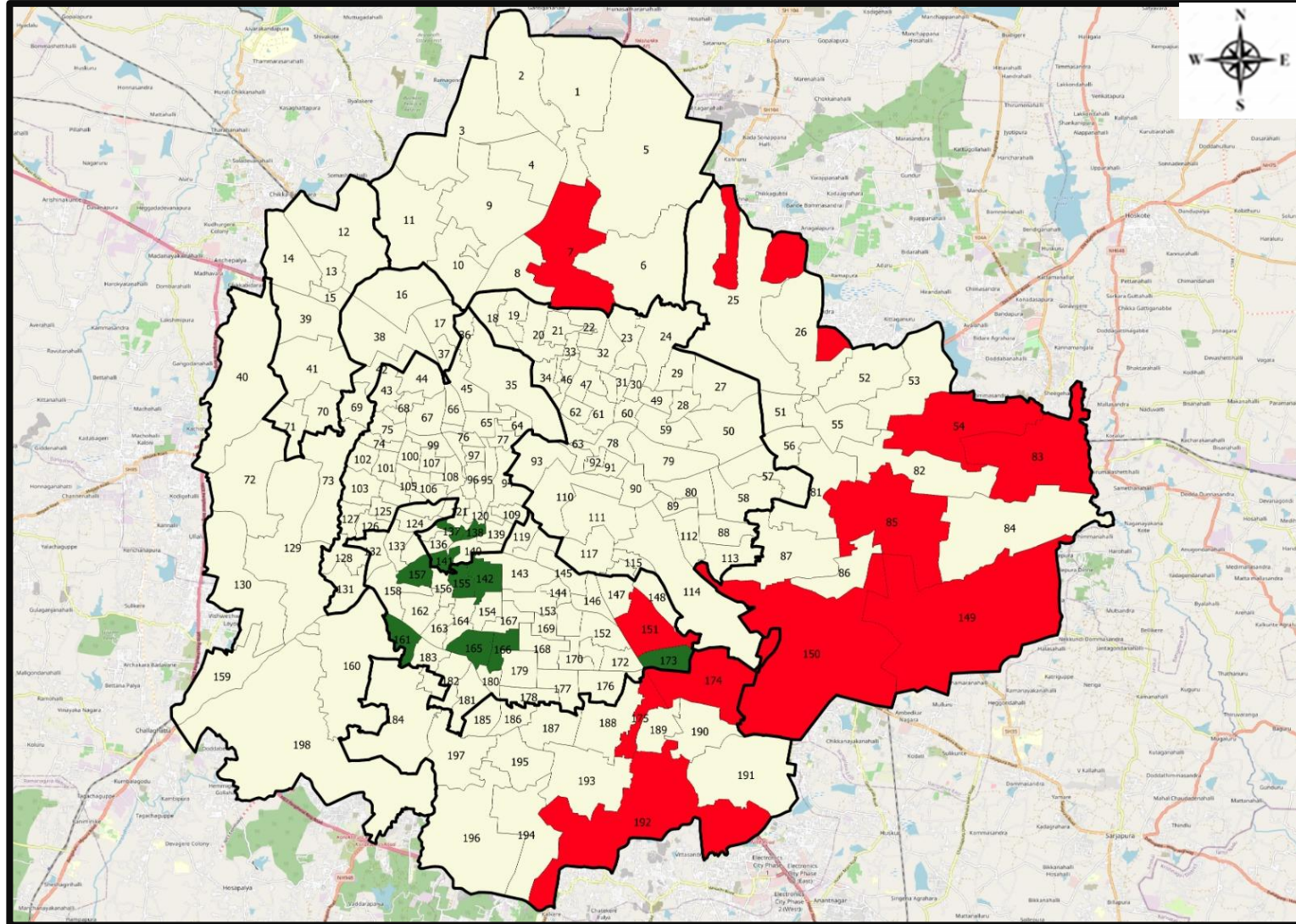


Total Test Conducted Till Date	Test Conducted Last 24 hours	Last 7 Days Average
3,22,81,705	5,062	4,188





# BENGALURU URBAN MAP SHOWING TREND OF POSITIVE CASES IN LAST 7 DAYS



### Top 10 wards reporting highest number of positive cases in last 10 days

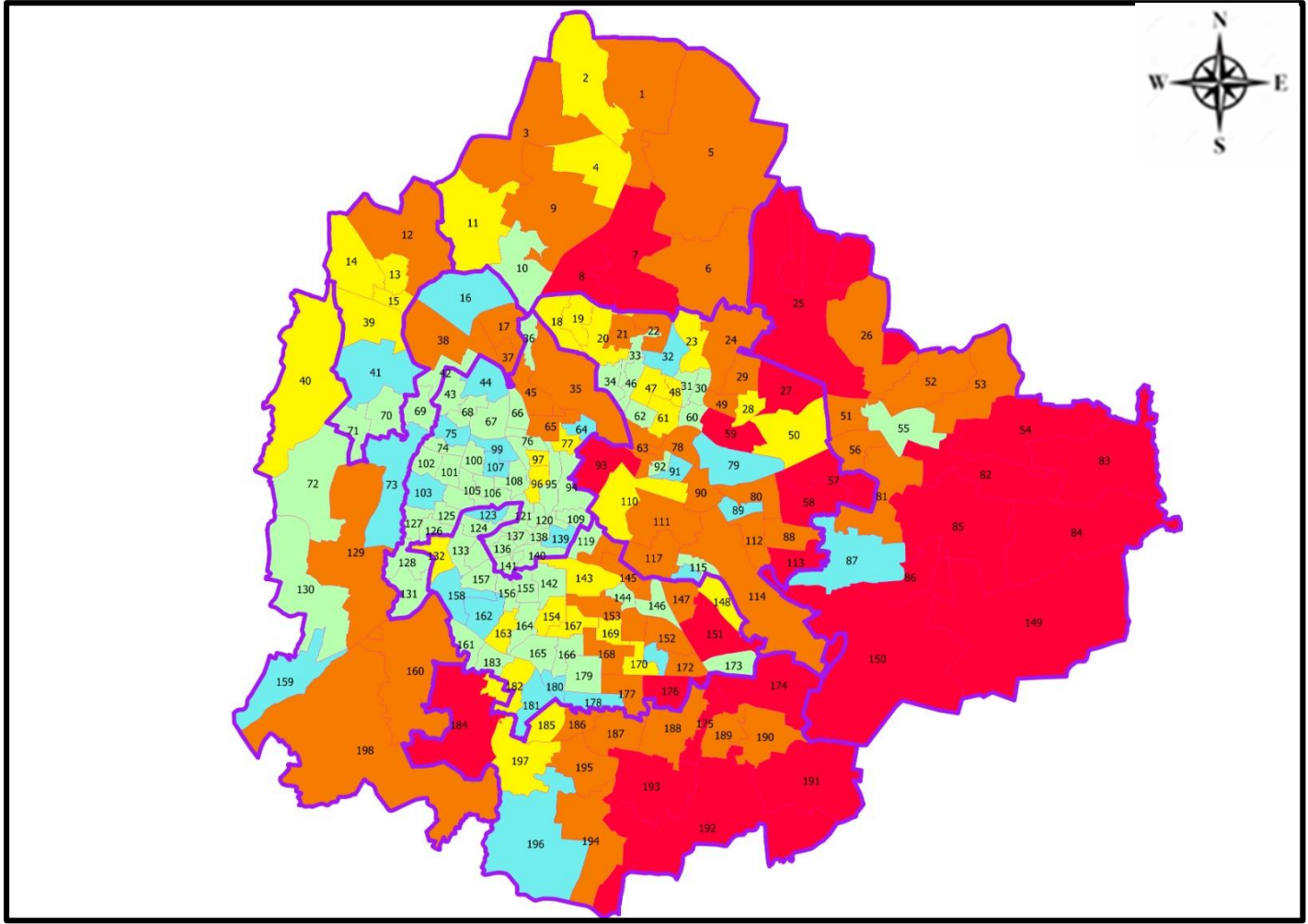
Ward No.	Ward Name	Daily Cases Average
150	Bellanduru	12
174	HSR Layout	9
85	Dodda Nekkundi	8
83	Kadugodi	5
149	Varthuru	5
7	Byatarayanapura	4
54	Hudi	4
151	Koramangala	4
192	Begur	4
175	Bommanahalli	3

### Top 10 wards reporting least number of positive cases in last 7 days

Ward No.	Ward Name	Daily Cases Average
173	Jakkasandra	0
166	Karisandra	0
165	Ganesh Mandiara Ward	0
161	Hosakerehalli	0
157	Gali Anjaneya Temple	0
155	Hanumanth Nagar	0
142	Sunkenahalli	0
141	Azad Nagar	0
138	Chalavadipalya	0
137	Rayapura	0



# BENGALURU MAP SHOWING INTENSITY OF POSITIVE CASES IN LAST 7 DAYS



- Level 1 : 0 to 1 Cases
- Level 2 : 1 to 3 Cases
- Level 3 : 3 to 5 Cases
- Level 4 : 5 to 10 Cases
- Level 5 : More than 10 Cases
- Zone Boundaries



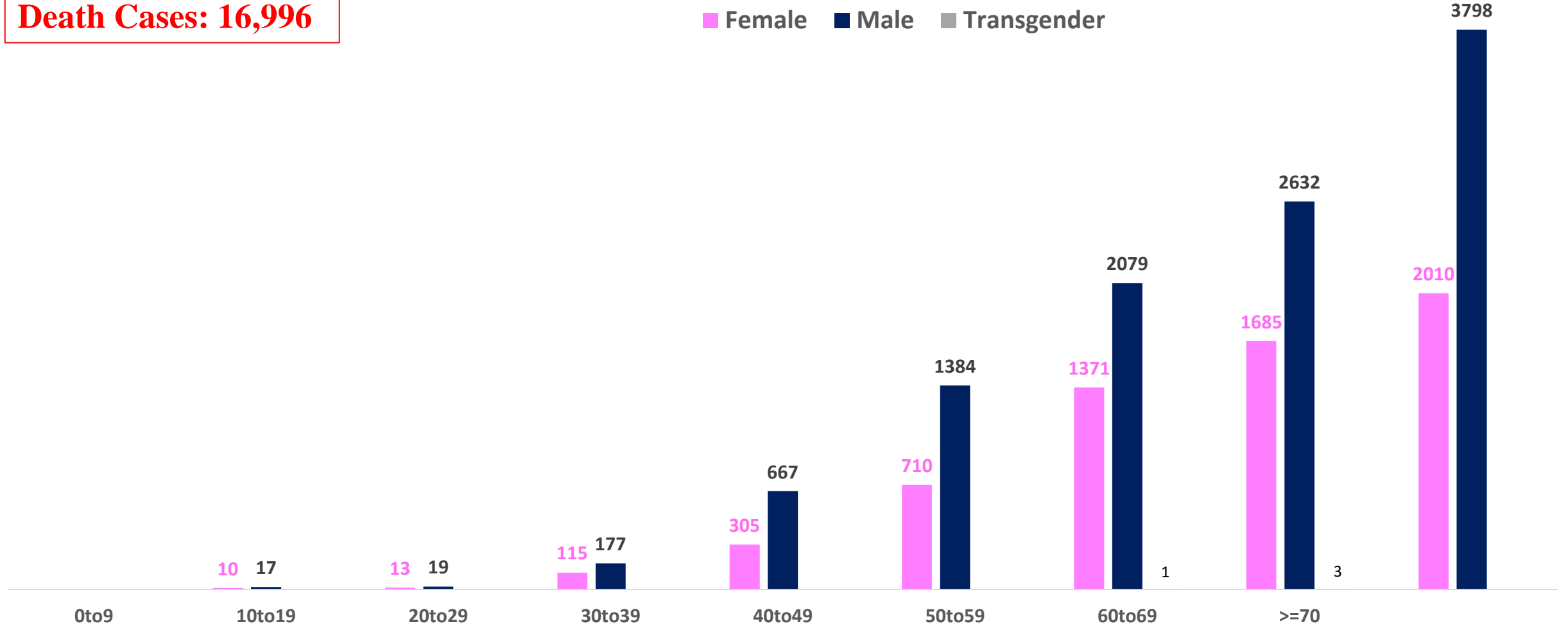


# AGE AND GENDER WISE DISTRIBUTION OF DEATH CASES



**Death Cases: 16,996**

Female Male Transgender





# SNAPSHOT OF COVID-19 CASES IN BENGALURU URBAN



**Total Wards With  
<= 10 Cases\* :  
170**

**Tests Conducted  
on 18.04.2023:  
5,062**

**Recovery  
Rate\*:  
99.03%**

**Total  
Active Cases :  
1,255**

**Total Vaccinated  
on 18.04.2023:  
25**

**Positivity  
Rate\* :  
5.49%**

**Active  
Rate\*:  
0.07%**

**Case  
Fatality Rate\* :  
0.00%**





\*Total positive cases In the past 7 days

\*CFR and positivity is for Past 7 days



ಬೃಹತ್ ಬೆಂಗಳೂರು ಮಹಾನಗರ ಪಾಲಿಕೆ  
Bruhat Bengaluru Mahanagara Palike



<b>Download BBMP Bulletin</b>	<a href="https://apps.bbmpgov.in/covid19/mediabulletin.php">https://apps.bbmpgov.in/covid19/mediabulletin.php</a>
<b>To register for vaccination :</b>	<a href="https://selfregistration.cowin.gov.in/">https://selfregistration.cowin.gov.in/</a>
<b>BBMP COVID19 Dashboard:</b>	<a href="https://apps.bbmpgov.in/covid19/">https://apps.bbmpgov.in/covid19/</a>
<b>Follow us on:</b>	 <a href="http://www.facebook.com/bbmp.comm1/">www.facebook.com/bbmp.comm1/</a>
	 <a href="https://twitter.com/BBMPCOMM">twitter.com/BBMPCOMM</a>
	  <a href="https://www.instagram.com/BBMPSplHealth">BBMPSplHealth</a>

Issued by:

Honorable Chief Commissioner, BBMP  
Special Commissioner Health, BBMP  
MD, Bengaluru Smart City Limited

**THANK YOU !**

